


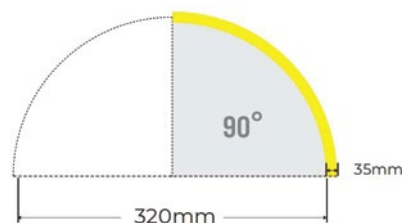
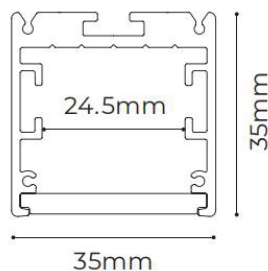
# Chain GAS35 Curve & Circular Lighting System

## D320 LED Linear Downward Light (Customised)




## Features






- Various installation ways: pendant and surface mounted
- Ever-changing shapes generated by means of super free application and connections of lines and arcs
- Flexible diffuser making it easy for installation without connections for over length application and light leakage
- Specially designed light source with diffusers producing homogeneous and soft lighting
- AL6063-T5 aluminum profile with high-quality surface treatment and three optional colors of black, white and silver







## Details



## Optional Accessories

Picture	Item	Parameter	Model
	①Profile	Material: AL6063-T5 Profile weight: 0.24kg/ D320mm, 90° Size: 35x35mm, D320mm, 90° Surface processing: Spray	GCAS3535-03A90
	②Cover	Size: L20000*W32*H3.5mm Light transmittance: 55%	GCCV-AS3535FD
	③End cap	Size: L35*W35*H1.5mm	GCEC-AS3535
	④Rigid modular	Material: AL,CCT:2700/3000/3500/4000/5000/6500K ; CRI > 80/90; Voltage: 24V; Power: 5.4W/pcs; Lumen: 810lm/pcs; Width: 20mm; Minimum cutting unit: 16LEDs;	GCDY8160-24V-20mm-03A90
	Screw set	Size: M3.5*40mm	GCCL-01

Picture	Item	Parameter	Model
	Pendant cable	Steel cable: D1.5*2000\4000mm\maximum load bearing:13Kg	GCPN-W
	Pendant cable	Size:20AWG\2000mm\maximum load bearing:6.5Kg	GCPE-K
	Recessed buckle	Size: L78*W34*H15mm	GCRE-13
	Surface mounted buckle	Size: 33.5*8.5*5.6mm	GCCL-05

## Optical Parameter

D320 Downward GCAS3535-03A90 module/ GCDY8160-24V-20mm-03A90 light source, frosted diffuser

