

# Low Voltage Microwave Bi-level Sensor

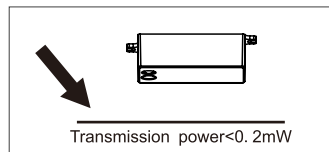
## ANT-9 Instruction



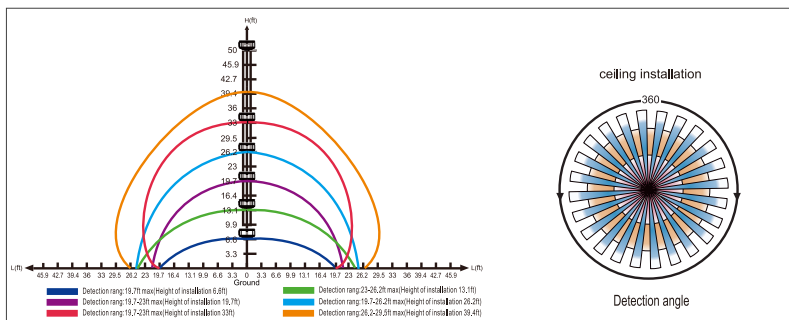
### Specifications

Power supply	12V-24V DC
HF System	5.8GHz±75MHz
Dim control output	0-10V, max. 25mA sinking current
Detection radius/angle	Max 26ft.(8m)/360°
Mounting height	Max 40ft
Remote range	50ft. (15m) indoor, no backlight
Humidity	Max. 95% RH
Temperature	-40°F ~ 158°F (-40°C ~ 70°C)

**NOTE:** The high-frequency output of this sensor is <0.2mW - that is just one 5000th of the transmission power of a mobile phone or the output of a microwave oven.



### Sensor Coverage




Once powering the device up, the ANT-9 will use factory default parameters to operate. If adjustments are needed, "RC-100" Wireless IR Configuration tool must be used.

### Utilizing Field and Introduction


ANT-9 is a moving object sensor that can detect range of 360° and it's working frequency is 5.8GHz. The advantage of this product is stable working state (stable working temperature: -40°C+ 70°C), ANT-9 adopts a microwave sensor(high-frequency output <0.2mW),so that it is safe and performs better than infrared sensor.

### Function and Options

It offers 3 levels of the light Control: 100%--dimming light (0, 10%, 30%, 50%)--off; Periods of selectable waiting time: motion hold-time and 24 hours, selectable daylight threshold, and freedom of detection area. If natural light lower Light-control setting (10Lux, 30Lux, 50Lux),the light will not automatically on (0, 10%, 30%, 50%). When person enter in the room, the light will on 100%,after person left the room, the room enter in stand by level after hold on time.




With sufficient natural light, the light does not switch on when presence detected.



With insufficient natural light, the sensor switches on the light automatically when person enters the (options) standby level after the room. The lamp never switch off with presence, even the nature light is sufficient.



People left,light still dims to 0/10%/30%/50% (options) standby level after the hold time. azz zzzaz az aaaaa azzaza



Light switches off automatically after the dimming time elapsed.

### Wiring Diagrams

ANT-9 wiring with dimming ballast or LED driver.

