

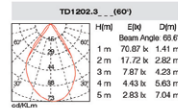
## Recessed

CE, SAA, Energy Star, IP20, ERP, CRi>90

Power: 1.5W (350mA/3V)  
Lamp: OSRAM COB (CRI>80)  
AC: 200-240V

Beam Angle	Model	Lumen	Finish	LED Colour	LED Driver
60°	GDMINC-1.5W-RE25	100lm	<input type="checkbox"/> 1 Matt White <input type="checkbox"/> 2 Matt Black <input type="checkbox"/> 3 Silver	<input type="checkbox"/> 1 3000K <input type="checkbox"/> 2 4000K <input type="checkbox"/> 3 5000K <input type="checkbox"/> 5 2700K	<input type="checkbox"/> 1 On and off <input type="checkbox"/> 2 Triac dimmable

GDMINC-1.5W-RE25



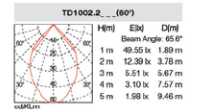
## Surface Mounted

CE, SAA, Energy Star, IP20, ERP, CRi>90

Power: 2W (500mA/3V)  
Lamp: CREE COB (CRI>80)  
AC: 200-240V

Beam Angle	Model	Lumen	Finish	LED Colour	LED Driver
60°	GDMINC-2W-SM40	80lm	<input type="checkbox"/> 1 Matt White <input type="checkbox"/> 2 Matt Black <input type="checkbox"/> 3 Silver	<input type="checkbox"/> 1 3000K <input type="checkbox"/> 2 4000K <input type="checkbox"/> 3 5000K <input type="checkbox"/> 5 2700K	<input type="checkbox"/> 1 On and off <input type="checkbox"/> 2 Triac dimmable

GDMINC-2W-SM40

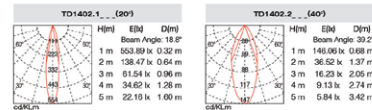


CE, SAA, Energy Star, IP40, ERP, CRi>90

Power: 1.5W (350mA/3V)  
Lamp: OSRAM COB (CRI>80)  
AC: 200-240V

Beam Angle	Model	Lumen	Finish	LED Colour	LED Driver
20°	GDMINC-1.5W-RE30	100lm	<input type="checkbox"/> 1 Matt White <input type="checkbox"/> 2 Matt Black <input type="checkbox"/> 3 Silver	<input type="checkbox"/> 1 3000K <input type="checkbox"/> 2 4000K <input type="checkbox"/> 3 5000K <input type="checkbox"/> 5 2700K	<input type="checkbox"/> 1 On and off <input type="checkbox"/> 2 Triac dimmable
40°	GDMINC-1.5W-RE30	100lm			

GDMINC-1.5W-RE30

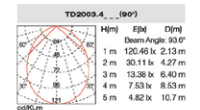


CE, SAA, Energy Star, IP44, ERP, CRi>90

Power: 4.5W (300mA/12V)  
Lamp: Samsung SMD (CRI>80)  
AC: 200-240V

Beam Angle	Model	Lumen	Finish	LED Colour	LED Driver
60°	GDMINC-4.5W-SM65	260lm	<input type="checkbox"/> 1 Matt White <input type="checkbox"/> 2 Matt Black <input type="checkbox"/> 3 Silver	<input type="checkbox"/> 1 3000K <input type="checkbox"/> 2 4000K <input type="checkbox"/> 3 5000K <input type="checkbox"/> 5 2700K	<input type="checkbox"/> 1 On and off <input type="checkbox"/> 2 Triac dimmable

GDMINC-4.5W-SM65



CE, SAA, Energy Star, IP40, ERP, CRi>90

Power: 1.5W (350mA/3V)  
Lamp: OSRAM COB (CRI>80)  
AC: 200-240V

Beam Angle	Model	Lumen	Finish	LED Colour	LED Driver
20°	GDMINC-1.5W-RE52	102lm	<input type="checkbox"/> 1 Matt White <input type="checkbox"/> 2 Matt Black <input type="checkbox"/> 3 Silver	<input type="checkbox"/> 1 3000K <input type="checkbox"/> 2 4000K <input type="checkbox"/> 3 5000K <input type="checkbox"/> 5 2700K	<input type="checkbox"/> 1 On and off <input type="checkbox"/> 2 Triac dimmable

GDMINC-1.5W-RE52

