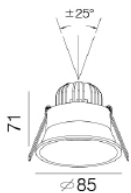




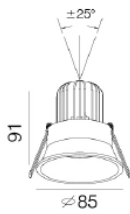
greenlux
cost reduction LED lighting

Latte Series LED Wall Washer

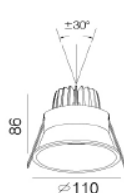
Available in Multiple Wattage
80% lumen maintenance at 50,000 hours



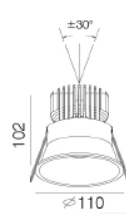
80mm



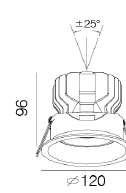
80mm



105mm



105mm



105mm

Model#	CCT	LED Type	Lumen(lm)	Dimension (mm)	Cutout Size (mm)	Beam Angle	Voltage(V)
GDLAT-6W-G	2700K 3000K 4000K 5000K	COB	460	Ø85*71	80	20° / 36°	AC200-240V
GDLAT-9W-G			660	Ø85*91	80	36° / 50°	
GDLAT-12W-G			950	Ø110*86	105	24° / 45°	
GDLAT-16W-G			1210	Ø110*102	105	24° / 45°	
GDLAT-20W-G			1500	Ø120*96	105	36° / 60°	





greenlux
cost reduction LED lighting

Latte Series LED Wall Washer

- Architectural Design
- Anti-glare, High CRI 90
- 0° ~ 30° tiltable
- Triac / 0-10V / Dali Dimmable options
- High quality COB chipset
- High light output
- High quality Aluminum housing
- Applications include shopping centres, walkways, hotels, restaurants, galleries, display cases & household

Specifications

Colour Range	2700-5000k	
Lumen Efficiency (lm)	460 / 660 / 950 / 1210 / 1500	
Power Consumption	6W / 9W / 12W / 16W / 20W	
Input Voltage	200V/240V AC	
Current	6W	350mA / 16V
	9W	240mA / 36V
	12W	240mA / 36V
	16W	350mA / 36V
	20W	500mA / 36V
CRI	>90	
Power Factor	>0.95	
Chipset	COB	
Driver	Class II	
Dimmable	Triac / 0-10V / Dali (options)	
Housing Material	Aluminum Alloy + Clear Diffuser	
Housing Colour	White/Silver/Chrome/Black	

