


Giza BD5407

Diffused Beam
 Recessed LED Stair Light and Wall Light
 Stainless Steel Front Cover



LED Colour Temperature

- 2000K
- 3000K
- 6000K

Optics

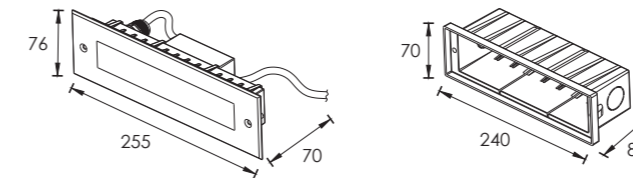
- N/A

Material specifications

Housing	12" Die-casting grey powder coated aluminum T=60-80um Adhesion of ISO class 1/ASTM class 4B
Front cover	Hard chrome-plated Stainless steel 316L#
Light Window	PC T=3mm
Cable gland	IP68 PG-9 PA66
Gasket	Molding shaped silicone seal
LED Driver	Constant Voltage Input, Constant Current Output
Operating temperature	-20°C~40°C
Power Cable	H05RN-F 2X1.0mm ² L=0.5m (low voltage) H05RN-F 3X1.0mm ² L=0.5m (high voltage)
Mounting sleeve	ABS 074#
Dimmable Support	Triac PWM 1-10V Dali

Outer Dimensions

Unit:mm



Mounting sleeve 074#

Mounting sleeve characteristic

The right picture-"A" is the supporting plate, used for "mounting sleeve" during the construction installation process to prevent deformation of the sleeve.

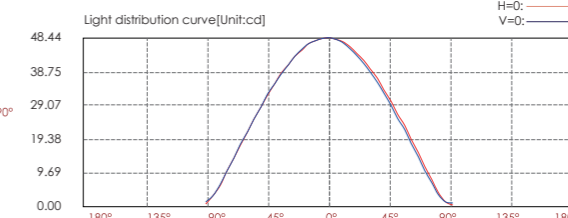
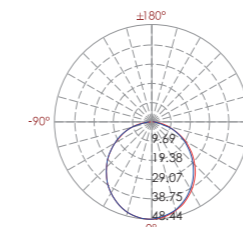
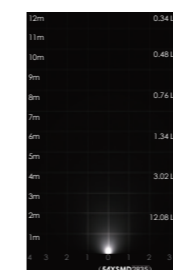


The loading way such as A1, A2



Please take out the supporting plate (A1 & A2) from the "mounting box" before installation.

Item	Light source	Input voltage(V)	Typical operating current(mA)	Typical consumption(W)	Typical luminance(lm)	IK rate
GKD1BD5407	54xSMD 2835	24V DC 120/240	24V = 220 120V = 95 240V = 53	24V = 5.3 120V = 6.7 240V = 6.8	Cool white =141 Warm white =132	09



Distance (m)	Illuminance at a distance		Beam width	
	Center beam LUX	Beam width V	H	H
2m	12.08 LUX	5.60m	5.50m	
4m	3.02 LUX	11.3m	11.0m	
6m	1.34 LUX	16.9m	16.5m	
8m	0.76 LUX	22.6m	22.0m	
10m	0.48 LUX	28.2m	27.5m	
12m	0.34 LUX	33.9m	33.0m	

Ver.Spread:109.4 Horiz.Spread:107.9