



Opal R Series LED Panel Light



Flat Frame



UGR <19

- Anti-glare
- Low UGR<19 (option)
- Flicker-free SAA branded LED driver
- Flat frame with white color surround
- High lumen efficiency 100~120lm/W
- Dimmable version available Dali / Triac / 0~10V
- No IR or UV radiation, low heat generation
- Evenly distributed light, select edge-lit structure
- 3 installation options: surface mounted, suspended or recessed
- Simple structure, easy to assemble
- Applications offices, convention centres, hotels, large retail stores, schools & hospitals

Specifications

Colour Range	2800-6500K
Power Consumption	18W~50W
Input Voltage	220~240V AC 50/60Hz
Dimmable	Triac/0~10V/Dali (option)
Beam angle	110°
Chipsets	SMD 4014 LED
IP Rating	IP40
PF	>0.9
CRI	>80 or >90 (option)

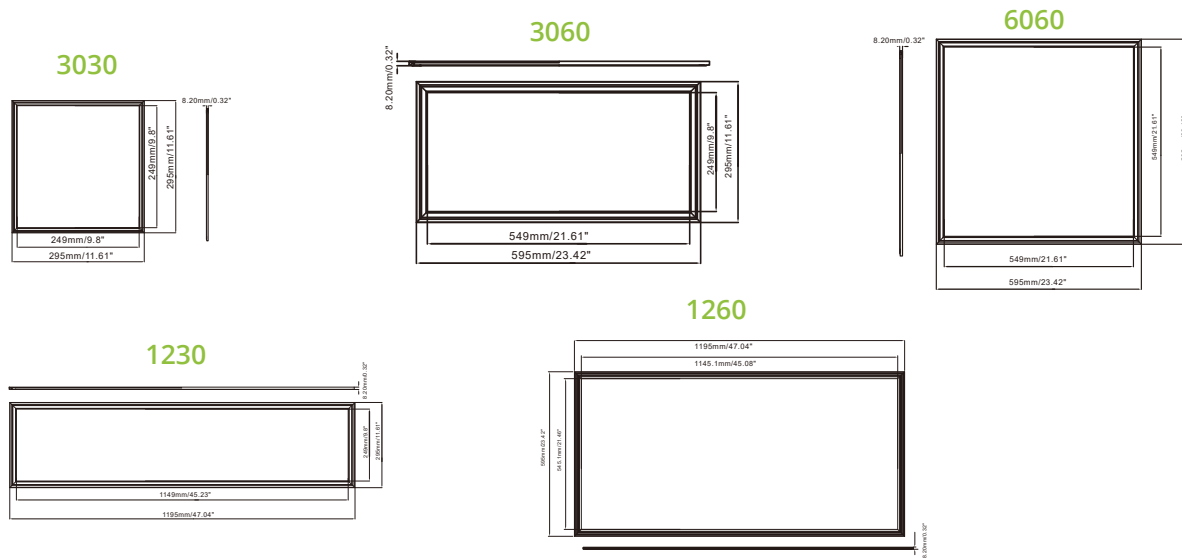
Dimensions

Product Dimensions (mm)	3030	295*295*8.2	(L*W*H)
	3060	595*295*8.2	(L*W*H)
	6060	595*595*8.2	(L*W*H)
	1230	1195*295*8.2	(L*W*H)
	1260	1195*595*8.2	(L*W*H)

Housing Colour	White
Housing Material	Aluminium body + Frosted Cover



Opal R Series LED Panel Light



Model (120lm/W)	CCT	Power (± 10%)	Lumen (± 10%)	PF Value	LED TYPE	CRI	Application Environment	Input Voltage	Protection Grade
GSOPA-18W-3030-R	6000- 6500K	18W	2160LM	> 0.9	4014	≥ 80	- 10°C- 40	220-240V /50/60Hz	IP40
	3800- 4200K	18W	2160LM						
	2800- 3200K	18W	2070LM						
GSOPA-24W-3060-R	6000- 6500K	24W	2880LM	> 0.9	4014	≥ 80	- 10°C- 40	220-240V /50/60Hz	IP40
	3800- 4200K	24W	2880LM						
	2800- 3200K	24W	2760LM						
GSOPA-27W-6060-R	6000- 6500K	27W	3240LM	> 0.9	4014	≥ 80	- 10°C- 40	220-240V /50/60Hz	IP40
	3800- 4200K	27W	3240LM						
	2800- 3200K	27W	3105LM						
GSOPA-27W-1230-R	6000- 6500K	27W	3240LM	> 0.9	4014	≥ 80	- 10°C- 40	220-240V /50/60Hz	IP40
	3800- 4200K	27W	3240LM						
	2800- 3200K	27W	3105LM						
GSOPA-50W-1260-R	6000- 6500K	50W	6000LM	> 0.9	4014	≥ 80	- 10°C- 40	220-240V /50/60Hz	IP40
	3800- 4200K	50W	6000LM						
	2800- 3200K	50W	5900LM						
VEET/IPART APPROVED Model (100lm/W)	CCT	Power (± 10%)	Lumen (± 10%)	PF Value	LED TYPE	CRI	Application Environment	Input Voltage	Protection Grade
GSOPA-35W-6060-R	6000- 6500K	35W	3500LM	> 0.9	4014	≥ 80	- 10°C- 40	220-240V /50/60Hz	IP40
	3800- 4200K	35W	3500LM						
	2800- 3200K	35W	3325LM						
GSOPA-45W-1230-R	6000- 6500K	45W	4500LM	> 0.9	4014	≥ 80	- 10°C- 40	220-240V /50/60Hz	IP40
	3800- 4200K	45W	4500LM						
	2800- 3200K	45W	4275LM						